



LANGUAGE LABORATORY

Dr. Arti Srivastava
Associate Professor,
B.Ed. Department,
AMPGC, Varanasi



WHAT IS LANGUAGE LAB ?

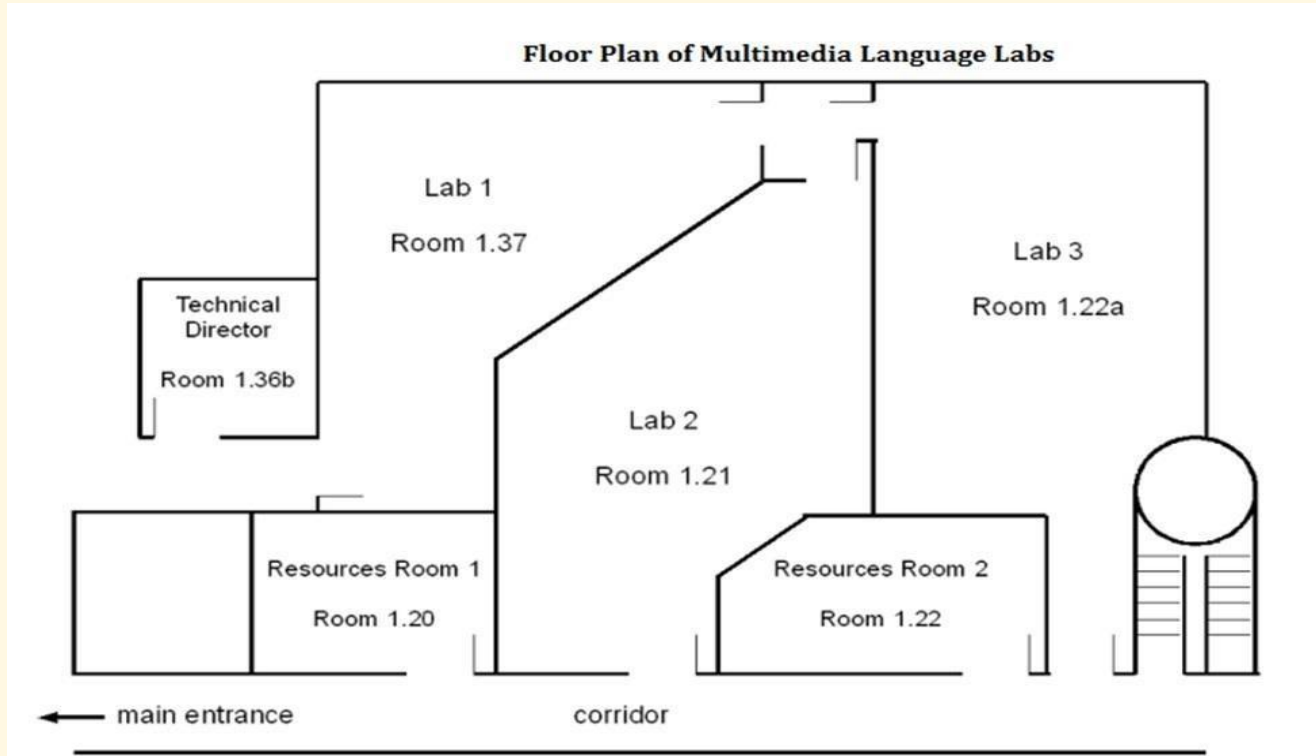
- A language laboratory is a lab/room set up in a school to learn any foreign language in a more effective way, emphasizing on development of speaking and listening skill.

- According to **American Heritage**, “Language laboratory is a room designed for learning foreign languages and equipped with tape recorders, videocassette recorders, or computers connected to monitoring devices enabling the instructor to listen and speak to the students individually or as a group.”
- According to the **Webster’s New World College** definition, “The language laboratory is a classroom in which students learning a foreign language can practice sound and word patterns individually or under supervision with the aid of audio equipment, etc.”
- We may say, “A Language Laboratory is a room in a school, college, training institute, university or academy that contains special equipment to help students learn foreign languages by listening to tapes or CDs, watching videos, recording themselves, etc.”

LANGUAGE LABORATORY


- *The first language lab was established at the University of Grenoble in 1908.*
- *In the 1940s, linguists at the University of Michigan developed the behaviourist audio-lingual method of foreign language learning.*
- *This method relied on repeated listening and speaking drills. Language labs were well situated to the audio-lingual method.*

LANGUAGE LAB DESIGN



ABC

OBJECTIVES OF A LANGUAGE LAB



To enable students to:

01

To Introduce listening and speaking skills in addition to reading and writing skills in schools.

02

To Listen to model pronunciation ,repeat and record the same and do self assessment and correction.


03

To Practice and assess speech in language.

04

To learn at one's pace.

WHAT LANGUAGE LABS OFFER?



01

Text, images, audio, and video can easily be integrated teachers can alter materials to fit their requirements.

02

Learners can record their own voice and playback the recordings, interact with each other and the teacher and store results.

03

Self access for independent learning which includes access to resources outside class.

04

Teachers can intervene and control the learners' computers via the teacher's console, track of learner's work etc.



PURPOSE OF LANGUAGE LAB



The purpose of a language lab is to involve students to actively participate in language learning exercises and get more practice than the traditional classroom environment.



With a language lab, all student in the class can speak simultaneously without distracting each other regardless of the class size . Without a language lab, in a class of more than 10 students, each student gets just less than 1 minute of speaking practice.



COMPONENTS OF LANGUAGE LAB

1. Hearing booth(cubicle)

- . There are normally 16-20 booths with tables seat for learners.
- .Each student has a sound proof compartment called the cubicle.
- .Each cubicle is connected to the console(instructor's booth).
- . Microphones,headphones and recorder are provided.
- .In the console, the learner receives the language teaching programme selected by the teachers.

COMPONENTS OF LANGUAGE LAB

2.The Console

The console is the instructor's room .it consists of-

- **Master tapes** and monitoring equipment for two way communication.
- **Distribution switches** to direct the recorded programmes to the learners.
- **Monitoring switches** to enable the instructor to listen to the learners, to correct,to advise and evaluate them.
- **Intercom switches** for two way communication with an individual learner.
- **Group call switch** for inviting attention of all the learners to receive general instruction.
- **All call switch** for making announcement to the learners regardless of the programme.

3.The control room

- It is basically the record room.
- The control room contains all the tapes, records and other equipment, properly indexed for quick use.

COMPONENTS IN A MODERN LANGUAGE LAB:



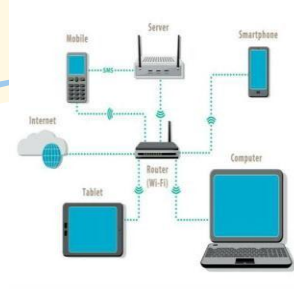
Teacher and student
Have computers
with appropriate
software for
conducting
language exercise



Teacher and
students
wear head
sets that
block outside
sound and
disturbance



Student Have
a media
player/re
corder for
listening
to audio
and
recording
speech



Teacher and
student
position are
connected via
LAN (Local
area network)



A server
computer or a
separate
storage
device is often
used to store
lesson
materials in a
digital format

CHARACTERISTICS OF A GOOD LANGUAGE LABORATORY

- **Attention** : Attention on subject is increased resulting in better retention of the concepts. As the language lab allows the student to listen to the program stimulus individually, each individual student's attention is focused on the program material being studied, ultimately increasing the attention span of the student and teaching the student to listen and analyze the content of the lesson.

- **Building Student Experience** : Students can build on their existing experiences and gain further knowledge of computers while learning in the computer language lab. Practicing with systems, software and new applications enhances exportable skills.

- **Developing Listening skills** : Listening skills are an essential element in becoming linguistically fluent. The language lab helps students develop good listening skills and aids the process of communication.. Furthermore, it develops the listening and communication skills, since they hear correct pronunciation through their headphones.

- **Excitement** : Students become excited when using learning lab systems. The student's attention is heightened and the boredom of repetitive learning is lifted. Learner will show more enthusiasm and excitement in learning lesson because of learning lab system.

- **Appropriate use of time:** The language lab makes most efficient use of time, improving the teacher/student time ratio and allowing the instructor to maximize the use of time in a given lesson.

KINDS OF LANGUAGE LABORATORY

- The language laboratory assists educators in delivering foreign language instruction, and has been through many developmental stages over the years. Few kinds of laboratories are being focused on here-:

1. Traditional/Conventional Laboratory

- This is the earliest form of language laboratory developed. It makes use of a recorder and cassette tapes to help language learners. The tape usually contains texts or stories read aloud by a native language speaker.

2.Lingua Phone Laboratory

- A lingua-phone laboratory is like conventional laboratory, with a little modernization . The students are given a headphones to listen to the audiocassettes that are played back.

3.Mobile Lab:

- This is basically a console on wheels with storage spaces for headsets. It is best used within a single building where it can be moved from one room to another

4. Wireless Lab:

- *The wires connecting the sources to student headsets are replaced by radio transmission in a wireless laboratory.*

5. Remote Controlled Lab

- *This arrangement enables students to control specific tape decks located elsewhere at remote locations. The actual equipment installation is similar to that of a conventional laboratory room.*

ADVANTAGES OF LANGUAGE LAB

- *Students get into deeper side of language.*
- *Language lab allows for diversity in the classroom.*
- *Students learn much faster in the language lab.*
- *The teacher takes on a more important role in the language lab.*
- *Labs foster communication in the classroom.*
- *Student have self evaluation.*

Disadvantages of LANGUAGE laboratory

- *The language lab requires a high cost to be built in the university and to be kept on going.*
- *The language laboratory needs a qualified teacher to be able to activate all the technology provided in it.*
- *The teacher should be well trained in executing the language lab effectively.*
- *As technology changes rapidly, there should be a provision for upgrade in the medium of instructions, which can be burden for school in terms of finances.*

CONCLUSION

- *The language laboratory is a very helpful tool for practicing and assessing one's speech in any language. It provides a facility which allows the student to listen to model pronunciation, repeat and record the same, listen to their performance and compare with the model, and do self-assessment. The language laboratory allows every participant his or her privacy to speak and listen.*

REFERENCES:-

1. www.vkmaheshwari.com
2. Youtube.com
3. Slideshare.net

Thank you